



# **Snow Daze Carve In**

**Sponsored By:**

**Central Minnesota Woodcarvers Association**

**Of**

**St. Cloud, Minnesota**


**At**

**Green Lake Bible Camp**

**Spicer, Minnesota**



**Snow Daze Carve In  
Attn: Bob Rosenberg  
1340 9<sup>th</sup> Ave So. #116  
St. Cloud, MN 56301**



## NOTES OF GENERAL IMPORTANCE

**Dates:** The Snow Daze Carve-in will happen on January 6, 7, 8, 2012 at the Green Lake Bible Camp on Green Lake in Spicer, Minnesota.

**Enrollment:** Registration is limited to the first 80 participants. Cost for the entire weekend, except for class materials is \$165.00 including sales tax. Classes will be assigned on a "first come – first served" basis. A list of overflow applicants will be kept in case of an early drop-out. The cut-off date for registration is **November 21, 2011**. Registrations received after November 21 will be \$175.00 per person.

**Thanks:** Thank you to all the instructors, participants and the staff at Green Lake Bible Camp for making this weekend fun and possible.

**Class Level:** Please note the skill level for the class. Bring requested tools to class or purchase from our vendor. All participants are expected to participate and remain in the class registered for the entire weekend.

**Cancellation:** There is a \$10.00 process fee deducted if we are notified before October 1, 2011. After October 1, there is a \$25.00 deduction plus the cost of the class materials fee. After December 1, there is no refund. Any questions call Bob Rosenberg at 320-252-8207 or e-mail [www.carvett.com](http://www.carvett.com).

**Storm Clause:** The ONLY REASON we will cancel is if the State Highway Patrol closes all roads. If this should happen, you will receive a \$130.00 refund.

**Check-in:** Check-in is on Friday January 6 after 3:00pm. Student packets will contain room assignments and schedules. Unload at the building and then move to the parking areas.

**Lodging:** All activities are under one roof. We will use only lower bunks and beds. No more than 7 people in a room. There are limited numbers of rooms for couples. Couple rooms contain 1 double bed and 2 single beds which make it possible for 2 couples to share a room. Let us know your roommate choice. **Optional motel:** If you choose alternate lodging a good motel on Lake Rd is: Northern Inn & Suites, 154 Lake Ave So., 320-796-2091. No discounts for alternate lodging.

**Meals:** All meals are in the dining room. The first meal is at 5:30 Friday evening. The last meal will be lunch on Sunday. Snacks and beverages will be provided three times a day, however coffee is available all the time.

**Emergency Info:** The camp number for emergency calls is: **320-796-2181**. Address is: Green Lake Lutheran Ministries, 9916 Lake Ave So, Spicer, MN 56288.

**Smoking & Alcohol:** Smoking is prohibited in all camp buildings. Designated areas are available. Alcohol is not allowed anywhere in the camp.

**Bedding:** 2 Sheets, pillow case, comforter, towel & washcloth will be provided. Bring your own soap and toiletries. You may wish to bring your own pillow. If you want fitted sheets, you may bring your own.

**General Meeting:** We will meet with the entire group in the dining room just after dinner on Friday evening. All introductions, questions, other needs, and door prizes will be covered at this time.

**There is no power carving allowed during this carving seminar.**

## NOTES OF GENERAL IMPORTANCE

**Classes:** Classes will begin Friday evening after the general meeting and will conclude Sunday afternoon at 3:00pm.

**Mini Classes:** Most classes will end at dinner Saturday evening. Small mini classes will be offered Saturday evening. **Any attendee** can offer a class. Volunteers may bring a sample project and fill out a sign up sheet. You may charge a fair fee for project materials to students.

**Courtesy:** All instructors will attempt to spend equal time with each member of their class. Please cooperate and allow this to happen. Thanks.

**Lighting:** **The lighting in your class may not be as good as you would like!** Please bring a work lamp and extension cord for your work space.

**Books, Tools, Sharpening:** Herb Johnston of Timbers Edge will have tools and books on hand at a fair price. He will also sharpen tools for a service fee. If you wish a special order call 800-284-6229 or [www.timbersedge@nisswa.net](http://www.timbersedge@nisswa.net) before November 21, 2011.

**Display Room:** We do have an area to display finished projects. Any participant may bring 1 or 2 carvings to set up for others to view and enjoy during the weekend.

**Door Prizes:** A drop box for donations will be at the registration table on Friday afternoon. Please – Securely tag your donation with your name so we can Thank you.

**Bring:** Warm clothes, boots, jumper cables, an eagerness to carve, to eat well and to have a good time! (Perhaps an extra blanket, if you are cold-blooded).

**Church:** A non-denominational Sunday Prayer Service is held in the classroom space at 7:30am before Sunday breakfast. Our Lady Church on Lake Ave. holds a Saturday mass at 5:00pm.

**Questions:** Write or call any co-chair about class opening or anything about Snow Daze.

Marlin Eich P O Box 434 St Joseph MN 56374 320-363-8291 <a href="mailto:woodquilt@mywdo.com">woodquilt@mywdo.com</a>	Bob Rosenberg 1340 9 <sup>th</sup> Ave So #116 St Cloud MN 56301 320-252-8207 <a href="mailto:carvvet@aol.com">carvvet@aol.com</a>	Wayne Nicoloff 10853 Quitter Ave South Haven MN 55382 320-236-7644 or 612-750-8716 <a href="mailto:wnicoloff@flexoimpressions.com">wnicoloff@flexoimpressions.com</a>
--	--	---

### Directions:

(A) From St Cloud; Take Hwy 23 to Spicer. Turn left at the stop-light at Mel's Sporting Shop. Follow to the right on Lake Ave So and go around the lake 1.7 miles. The parking lot is on the left side of the road across from the Stave Church. Overflow parking is on the right side of the road.

(B) From Willmar; go to Spicer and turn right at the stop-light at Mel's and follow the above directions.

(C) From Fargo area; Take I94 to Sauk Centre. Take 2<sup>nd</sup> exit and go south on Hwy 71 to Belgrade. Turn left on 9 to New London, then right on 23 and follow the St Cloud direction to camp.

# CLASS DESCRIPTIONS 2012



## A. Dove of Peace: Rick Brereton – Lac du Bonnet, Manitoba, Canada

Participants will carve a stylized pierced relief of a dove holding an olive branch. The project will be carved from a rounded 10" X 1" basswood panel which will be pierced and band-sawn before class. Participants will learn a variety of relief carving techniques and will be given options for final finishing. Tools required: Sharp knife, assorted palm/long tools, try to include ½" to ¾" #2 and #3 gouges and v-tools – sharp tools are always best. Participants must have a carving "bench hook" with a work area measuring 12" X 12" with a right or left upper corner. No mallet work.

**Cost:** \$35.00 **Skill Level:** Advanced Beginner **Class Size:** 8 students

## B. Loon or Cinnamon Teal Duck: Lee Eisenschenk - St Joseph, MN

Carve a Loon or Cinnamon Teal about ½ scale. Carve either specie of duck out of a band sawed blank with head already glued on. You will be carving in feather detail and then burning in feathers to add more detail. Wood used: Butternut with glass eyes. Tools needed: Sharp bench knife, palm tools, chisels, wood burner, extension cord, light sandpaper 120 to 400 grit. If time permits can stain.

**Cost:** \$25.00 blank & eyes **Skill Level:** Intermediate **Class Size:** 8 students



## C. Little Raccoon: Don Fischer – Cottonwood, MN

A little raccoon about 6 inches tall. This little fellow (or Gal) will be sitting on a rock base (carved). Hair texturing can be done with a small "V" gouge or your wood burner. Each will be carved from a rough-out. Tools needed: Bench knife and gouges.

**Cost:** \$15.00 Blank **Skill Level:** Advanced beginners **Class Size:** 8 students



## D. White Tail Buck: Al Gerads – Rice, MN

Learn to carve a walking, leaping or standing 8 point buck from an 8" basswood blank. The antlers are a wireframe, to be covered and textured by you, then assembled on the body. This surprisingly easy project includes: blank, antler-frame, cover materials, eyes and base. Tools used: Safety glove, sharp knife, small gouges and wood burner.

**Cost:** \$26.00/Package **Skill Level:** Anyone **Class Size:** 8 students



## E. Grouse Tail Fan: Mary Kimball – Coon Rapids, MN

Increase your realistic bird carving skills by learning to correctly carve, wood burn and paint a life-size Grouse Tail Fan with Mary Kimball. You will have a real Grouse Tail to use as a pattern and painting guide. The techniques in this class can be applied to your future realistic carvings and projects. This project would make a great gift and is suitable for framing. Tools used: carving knife, gouges, wood burner. Painting supplies provided.

**Cost:** \$25.00 **Skill Level:** Intermediate **Class Size:** 8 students

## F. Native American bust: Bob Lawrence – Fargo, ND

Native American bust out of basswood approx 7" tall. Facial features will be stressed and face carved step by step. All finishing materials will be available for those that get done, however finishing will be demonstrated. Bob will be selling Denny Tools.

**Cost:** \$30.00 **Skill Level:** Advance beginners **Class Size:** 8 students

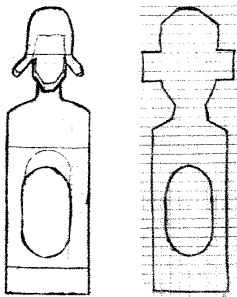


## G. Old Man Sitting on Bench: Lee Olson – Mounds View, MN

Lee's been carving for 19 years and teaching classes at Snow Daze and the Metro Carving Weekend. Lee enjoys carving faces and will try to get the proper look on this old mans face. This year he will be doing an old man as he's resting on the bench. He will be about 6" tall. Tools used: Sharp bench knife and standard hand tools.

**Cost:** \$20.00 **Skill Level:** Anyone **Class Size:** 8 Students

## CLASS DESCRIPTIONS 2012



### H. Trapped Golf ball Bust: Terry Pederson – Prior Lake, MN

Carve an Old School Football player, Golfer or Baseball Player - Golf Ball Bust. Blanks will be available for above options. Football player is my own version of an "old school" football player with the leather helmet. Golfer (man with cap) can be made into anything you wish (favorite baseball team, company, branch of military). We will carve whichever figure you wish to carve, insert the "golf ball" using a magical and special (secret) technique. (Note: We'll all meet in the classroom at a designated time in the middle of the night to insert the ball into the cage, so the trade secret can remain such). I can provide golf balls \$5.00 or you can bring your own with your favorite team or logo. Check out [www.fansedge.com](http://www.fansedge.com) for you "die-hard" fans. Also I have a limited selection for branches of military emphasis. Please find a way to procure your own ball if you want a specific team. **Please specify which bust you want to carve when signing up.**  
**Cost: \$20.00 Skill Level: Anyone Class Size: 8 students**

### I. Whimsical Houses in Cottonwood Bark: Dennis Schuster – Bloomington, MN

Imagine a fairy living in a whimsical house of your own carving creation. Better yet, your family and friends will be thrilled to look at the carving. All you need is an interest in exploring your own creativity and some basic carving tools. Don't be worried about the creative part, we all have it and my 'Evolutionary Design' approach will let you explore your own. You'll pick your own project by selecting one or more pieces of bark.  
**Cost: Based on size of bark Skill Level: Anyone Class Size: 8 students**

### J. Shallow Relief: Alice Spadgenske, Crystal, MN




Choice of class projects in the shallow relief style of carving will include: scenes of a garden gnome, country outhouse, rose, sunflowers, barn, rural landscape, and more. Also possible projects include cut-out blanks of Santa, Green man, Dragon's head and more. Alice has been carving a variety of subjects in various styles for the past 20 years and have taught numerous classes to carvers that are just beginning or have years of carving experience. Alice's favorites include faces, caricatures, and designing new projects. Alice said, "There are no mistakes, only design changes." Tools used: Bring what you have and bench hook. (Bench hooks available for sale)  
**Cost: \$5.00 to \$20.00 Skill Level: Advanced beginner Class Size: 8 students**

### K. Bald Eagle Bust: Wes Spadgenske, Andover, MN



The ¾ life-size bald eagle bust will be carved and textured using only hand tools (no power carving or wood burning). The basswood blank will be drilled for mounting on a simple base, a one-inch dowel or your own walking stick. Or, maybe you could mount it on what used to be your favorite driver (after cutting off the bent shaft, of course). Might that be the only way you can have an eagle with a golf club. We will insert glass eyes to make your carving come to life. This class is intended to be fun learning experience. Tools used: Sharp knife and palm tools.  
**Cost: \$20.00 bank and eyes Skill Level: Anyone Class Size: 8 students**

### L. UFO—Unfinished Fiber Objects: Peggy Aschenbrenner – St Cloud, MN



Come join in on the fun! Bring any quilting, beading, knitting, crocheting, embroidery, scrap booking, cross-stitching, hardanger or any other type of sewing, or craft project, whether it is a new project, or an unfinished object (UFO). There will be an instructor to guide you on your projects. If you have a particular question, need a special book or tool, need a project, email [peggyssewingbox@hotmail.com](mailto:peggyssewingbox@hotmail.com) Subject: UFO-Spicer the week before the event. Bring all the supplies, tools and machines needed for your projects. We have show and tell and go on an optional field trip to New London to the quilt, yarn, and gift shop. You may wish to bring a task light and an adjustable chair. Iron, Ironing board and extension cords are provided for in-class use. **Skill Level: Anyone Class Size: 10 students**

# CLASS REGISTRATION

Contact Information (Required) Please Print													
Name: _____	Phone: (    ) _____												
Address (Street): _____													
City: _____	State: _____ Zip: _____ - _____												
e-Mail: _____	My Contact Information has Changed <input type="checkbox"/> YES <input type="checkbox"/> NO												
Emergency Contact Information (Required) Please Print													
Name: _____	Phone: (    ) _____												
Lodging Information (Optional) Please Print													
I will need a bed <input type="checkbox"/> I am going home <input type="checkbox"/> I am staying at a Motel <input type="checkbox"/>													
Preferred Roommate Name: _____	I snore: <input type="checkbox"/> YES <input type="checkbox"/> NO												
Special Diet or Health Considerations: _____													
Class Requests (Required)													
<b>In Order of Priority</b> 1 <sup>st</sup> : _____ 2 <sup>nd</sup> : _____ 3 <sup>rd</sup> : _____	<table style="width: 100%; border: none;"> <tr> <td style="width: 33%;">A. Dove of Peace</td> <td style="width: 33%;">G. Old Man Sitting on Bench</td> </tr> <tr> <td>B. Loon or Cinnamon Teal</td> <td>H. Golf Ball Bust _____ Specify</td> </tr> <tr> <td>C. Raccoon</td> <td>I. Whimsical Houses in Bark</td> </tr> <tr> <td>D. White Tail Bucks</td> <td>J. Shallow Relief</td> </tr> <tr> <td>E. Grouse Tail Fan</td> <td>K. Bald Eagle Bust</td> </tr> <tr> <td>F. Native American Bust</td> <td>L. UFO-Unfinished Fiber Objects</td> </tr> </table>	A. Dove of Peace	G. Old Man Sitting on Bench	B. Loon or Cinnamon Teal	H. Golf Ball Bust _____ Specify	C. Raccoon	I. Whimsical Houses in Bark	D. White Tail Bucks	J. Shallow Relief	E. Grouse Tail Fan	K. Bald Eagle Bust	F. Native American Bust	L. UFO-Unfinished Fiber Objects
A. Dove of Peace	G. Old Man Sitting on Bench												
B. Loon or Cinnamon Teal	H. Golf Ball Bust _____ Specify												
C. Raccoon	I. Whimsical Houses in Bark												
D. White Tail Bucks	J. Shallow Relief												
E. Grouse Tail Fan	K. Bald Eagle Bust												
F. Native American Bust	L. UFO-Unfinished Fiber Objects												
<b>Note:</b> Classes will begin Friday evening and conclude Sunday afternoon. We will make every attempt to place you in your first choice. However, that may not always be possible. Classes are assigned on a first come first served basis.													
The cost is <b>\$165.00</b> /person. Non-carving participants must pay the full fee. Make checks payable to: <b>Snow Daze Carve-in.</b> Amount enclosed: \$ _____ [no partial payments please]													

## RELEASE

We, the undersigned, hereby release and forever discharge The Green Lake Lutheran Ministries, the Central Minnesota Woodcarvers Association or the Minnesota Woodcarvers Association, and its' instructors individually, from any or all liability, causes of action, claims and demands upon or by reason of damage, loss or injury sustained by the under-signed at the Snow Daze Carve-in, held January 6, 7, 8, 2012. Registration is non-transferable and has no cash value.

Signed \_\_\_\_\_ Date \_\_\_\_\_

(1 entry / sheet please make an extra copy for additional participants)

\_\_\_\_\_  
(Parental/guardian consent, if under 18)

**Mail To:** Snow Daze Carve-in  
 Bob Rosenberg  
 1340 9<sup>th</sup> Ave So #116  
 St Cloud MN 56301

**OR**

Snow Daze Carve-in  
 Marlin Eich  
 P O Box 434  
 St Joseph MN 56374